



Self-Design Specifications for Compact Discs (2 of 2)

(not to scale)

If you have any questions, please contact our Graphics Department:

Toll Free: **888.387.TAPE** Fax: **207.873-3924**
 Local: **207.873.3911** Email: graphics@klarity.com

Attention Designers!

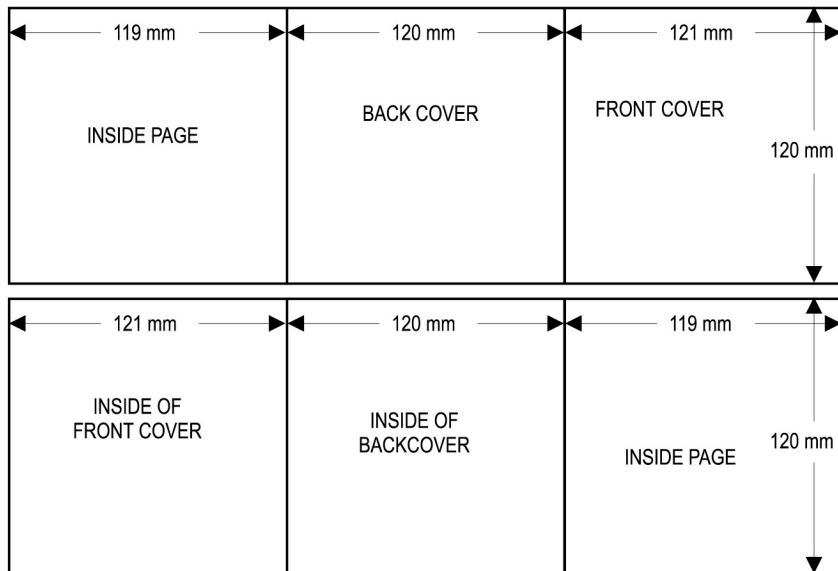
If Submitting Film:

- Extend all full bleed images 3mm (1/8") past cut lines.
- Films for printed inserts should be 175 lpi right reading emulsion down.

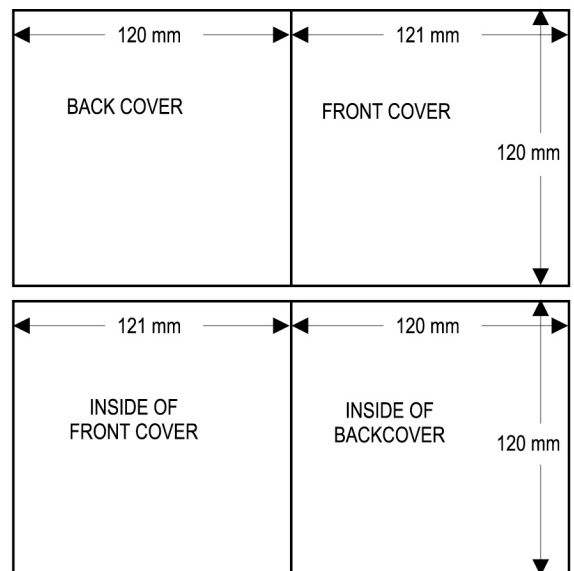
If Submitting Disk:

- Extend all full bleed images 3mm (1/8") past cut lines.
- Use Quark Express
- Use Type 1 Postscript Fonts
- Include Printer and Screen Fonts (MAC)
- Include all images independent of document
- Scan color images at 350 DPI at final image size
- Scan B/W images at 300 DPI at final image size
- Scan Line art at 1600 DPI
- Image format should be uncompressed TIF or EPS
- Crop images before placing
- Avoid scaling pixel images

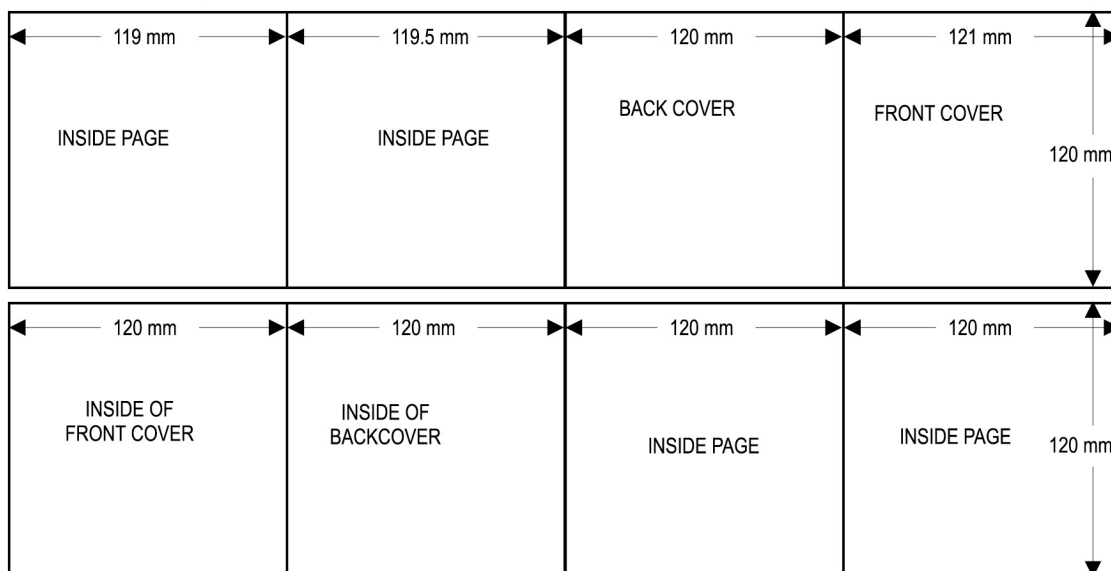
6 Page CD Folder



4 Page CD Booklet



8 Page CD Folder



2 Page CD Insert

